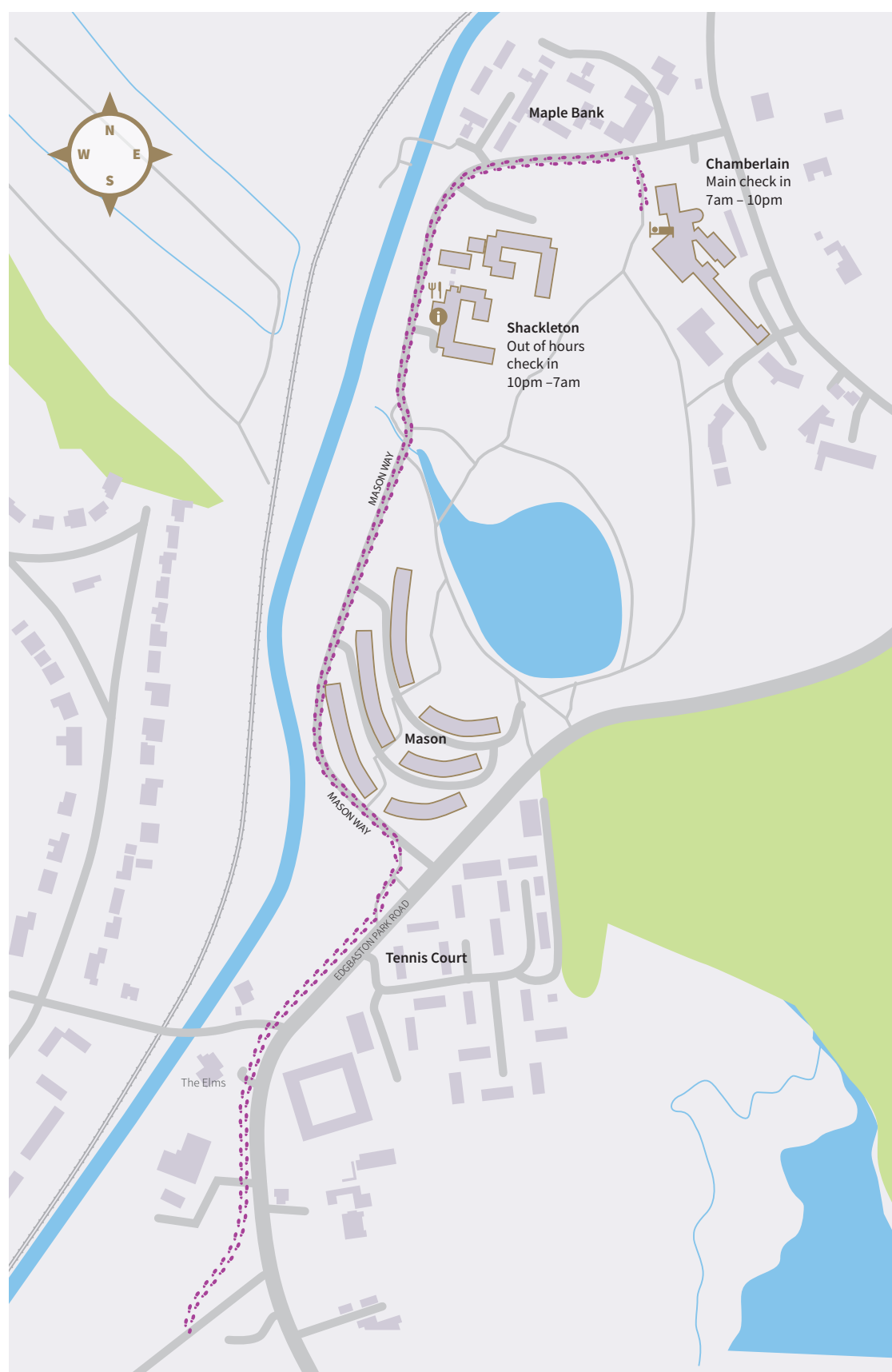




UNIVERSITY OF
BIRMINGHAM

Walking Map



Hello and welcome to our campus

Now that you've arrived on campus you're probably wondering where to go next, whether that's to get to your accommodation, dinner or event. This handy map has been designed with you in mind making getting from the train station or the car park to your destination (and back again) easy.

Simply follow our suggested walking routes to get to whatever location you need to reach. You'll find landmarks dotted around to help guide you around the routes and key points of interest like visitor attractions or coffee shops.

While you're here...



















There is a wealth of attractions for you to visit while you're on campus, starting with the Lapworth Museum of Geology. Here you'll find everything from fossils and dinosaurs to rocks and volcanoes.

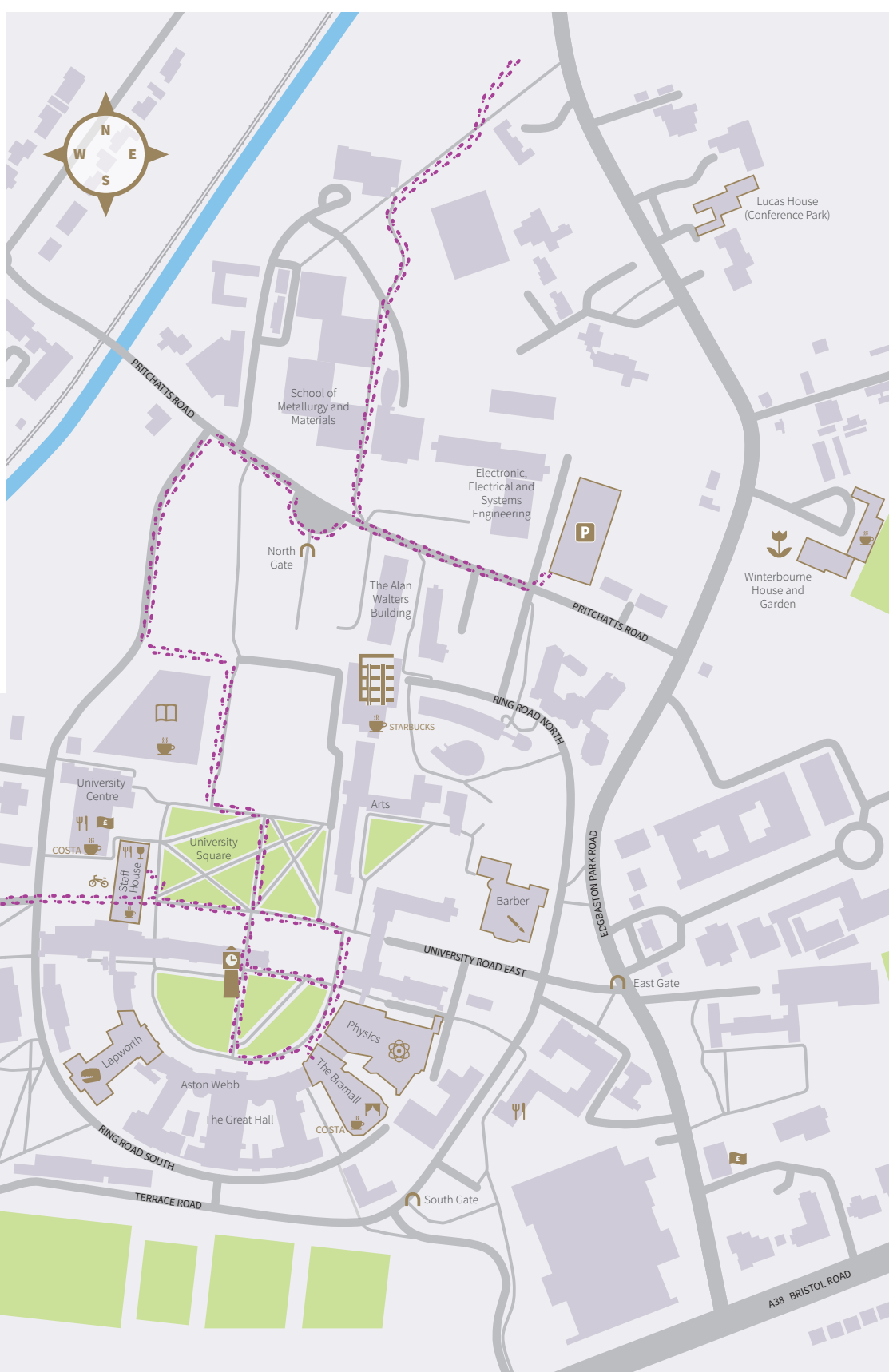
Next on the list is the Barber Institute of Fine Arts, where you can wander around the likes of Monet and Van Gough to Rubens and Botticelli.

If you fancy something relaxing then Winterbourne House and Garden is the perfect place for a quiet stroll.

Finally if you are here in the evening you can take in a show at The Bramall, please check the website for details about what's on: www.bramall.co.uk

Legend

- | | |
|--|---|
|  North East Car Park |  Statue |
|  Train station |  Sculpture |
|  Old Joe (Clock Tower) |  ATM |
|  Cafe |  Winterbourne House and Garden |
|  The Barber Institute of Fine Arts |  Library |
|  The Bramall (Elgar Concert Hall) |  Physics Building |
|  The Lapworth Museum of Geology |  Cafe / Restaurant |
|  Accommodation Reception 7am - 10pm |  Bar |
|  Urban Cycles |  Muirhead Tower |



Routes

Train Station to Aston Webb (AW)/The Bramall 5-10 MINS

Head left out of the station towards the large statue; follow the pedestrian area between Murray Learning Centre and Computer Science, past the bike racks. Head past the sculpture and through the lines of trees to the end of the road. Cross the road and head past Costa on your left and head towards Urban Cycles, go under the two buildings. Go straight until you get to the arches and turn right, go under the arches. Head towards Old Joe (clock tower), you'll see some steps leading up to the entrance (disabled access is through The Bramall) to the Aston Webb building. Reception is located as you enter.

Car Park to Aston Webb (AW)/The Bramall 10-12 MINS


Exit the car park towards Old Joe (clock tower), turn immediately right onto Pritchatts Road and head towards the pedestrian crossing. Cross here and go right towards the horseshoe shaped entrance to North gate. Head to the end of this road and turn left down Ring Road North, follow this road until you reach the back of the library where you will see some bike racks. Go past the bike racks and around the library following the path to University square. Go diagonally across the square towards the arches, go under these. Head towards the clock tower, you'll see some steps leading up to the entrance (disabled access is through The Bramall) to the Aston Webb building. Reception is located as you enter.

Aston Webb (AW)/The Bramall to Chamberlain Tower 25 mins

From the Aston Webb building head straight going diagonally across University square towards the stripy yellow and grey building (the library). Go up the path past the library and around the back past the bike racks and turn right onto the Ring Road North, follow this road until the end and turn right onto Pritchatts Road. Follow this road until you reach the pedestrian crossing. Cross here and follow the path slightly left and head north past the School of Metallurgy and Materials. Keep heading straight down this path until it joins up with a yellow asphalt path known as the yellow brick road. Follow this path until you reach the road called Mason Way. Follow the road left past the lake and the Shackleton building and continue round until you see Chamberlain tower.

Aston Webb (AW)/The Bramall to the Noble Room (in Staff House) 3 mins

From the Aston Webb building head straight under the arches and turn left. Head straight down this path on University square. Staff House is the building in front of you with the patio seating outside the front.

 All of these routes are suitable for wheelchair users